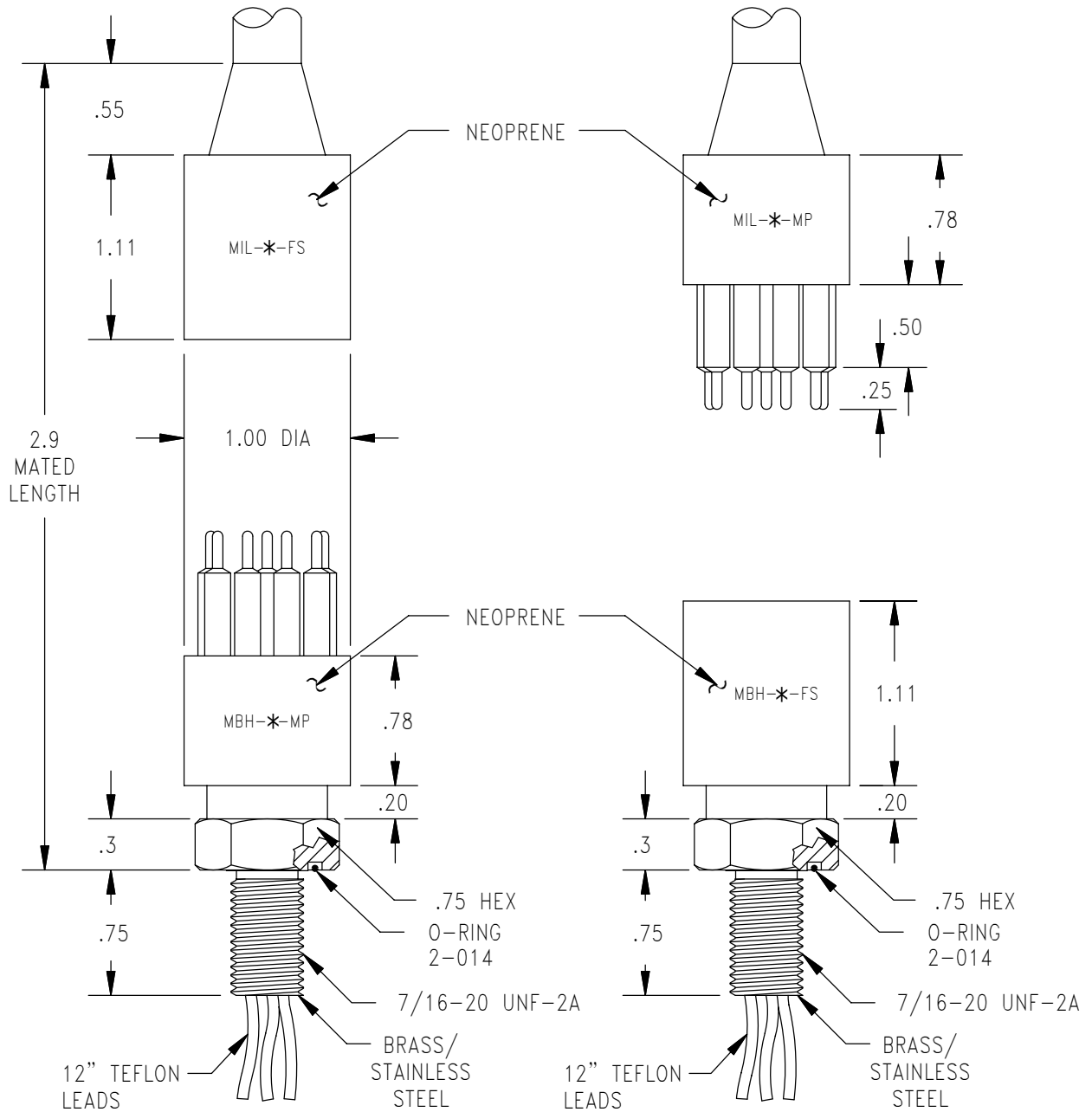
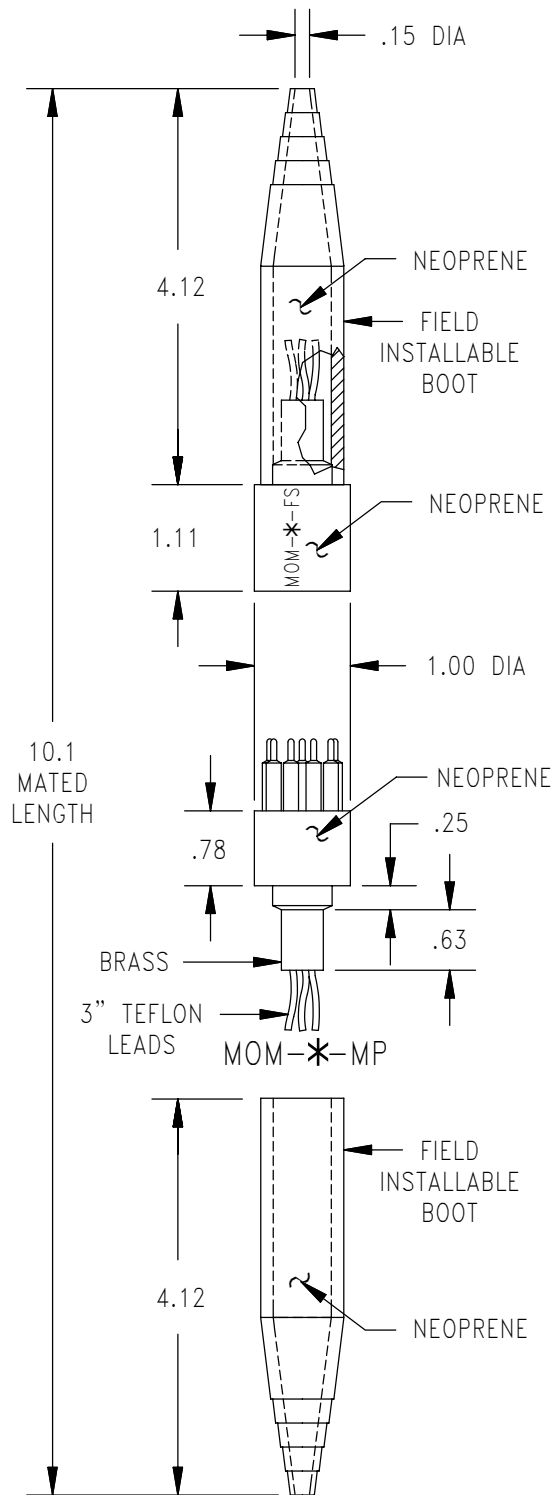


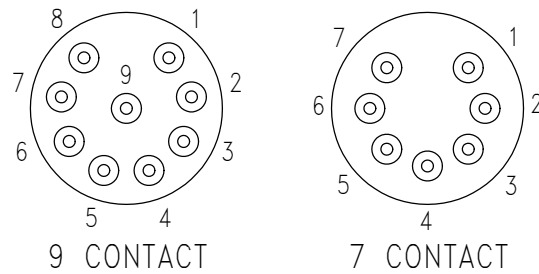
---

DESCRIPTION AND MATERIAL	<ul style="list-style-type: none"><li>•Molded neoprene or polyurethane.</li><li>•Two to eighteen contacts, 16 AWG.</li><li>•Up to 750 VDC.</li><li>•Up to 10,000 PSI, mated.</li><li>•Bulkhead connector design open face pressure rated to 5000 PSI.</li><li>•Contacts gold plated per MIL-G-45204.</li></ul>
CABLE	<ul style="list-style-type: none"><li>•Inline connectors in this series are molded on a standard 24" length of cable, #20 AWG, unless otherwise specified.</li><li>•Bulkhead connectors have 12" teflon leads, Type E per MIL 16878/4, 18 AWG.</li></ul>
USES	<ul style="list-style-type: none"><li>•Light to medium duty applications.</li><li>•Hazardous environments.</li></ul>
GUIDELINES	<ul style="list-style-type: none"><li>•All mounting surfaces require a 32 finish.</li><li>•Lubricate mating surface with 3M Silicone Spray or equivalent, DO NOT grease! Connectors must be lubricated on a regular basis.</li><li>•Lubricate o-ring with Dow Corning #111 Valve Lubricant or equivalent.</li><li>•Replace o-rings when re-using connectors.</li><li>•Avoid nicks and cuts around contacts as these are the sealing surfaces.</li><li>•Elastomers can be seriously degraded if exposed to direct sunlight or high ozone levels for extended periods of time.</li><li>•Connectors should not be allowed to dry out. If this occurs soak in water before use.</li><li>•Do not over tighten bulkhead nuts.</li><li>•Do not pull on cable to disconnect.</li><li>•Avoid sharp bends at cable entry to connector.</li></ul>
ORDERING INFORMATION	<ul style="list-style-type: none"><li>•Bulkhead connectors do not come with nuts and washers. Nuts and washers should be ordered separately.</li></ul>

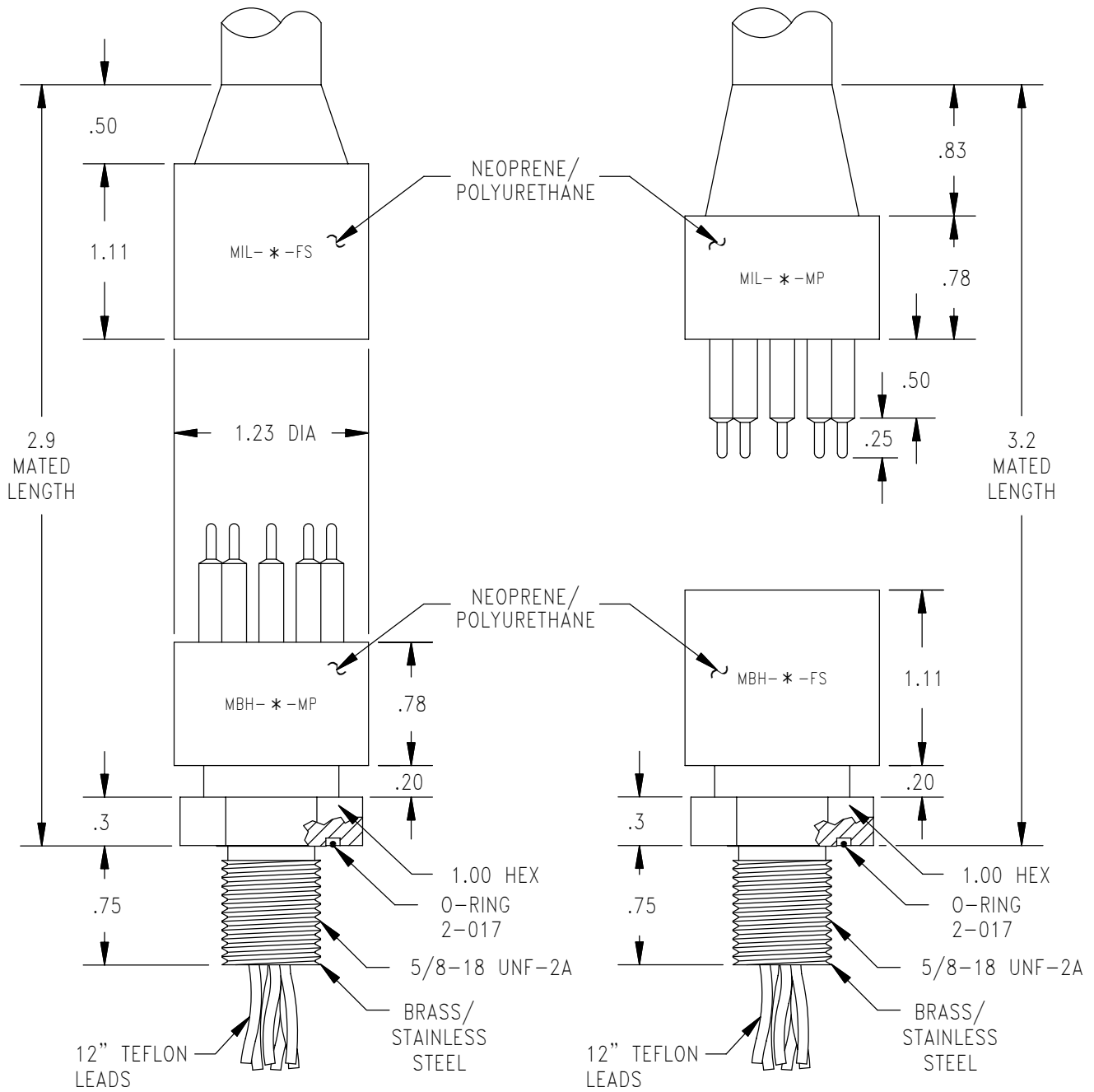


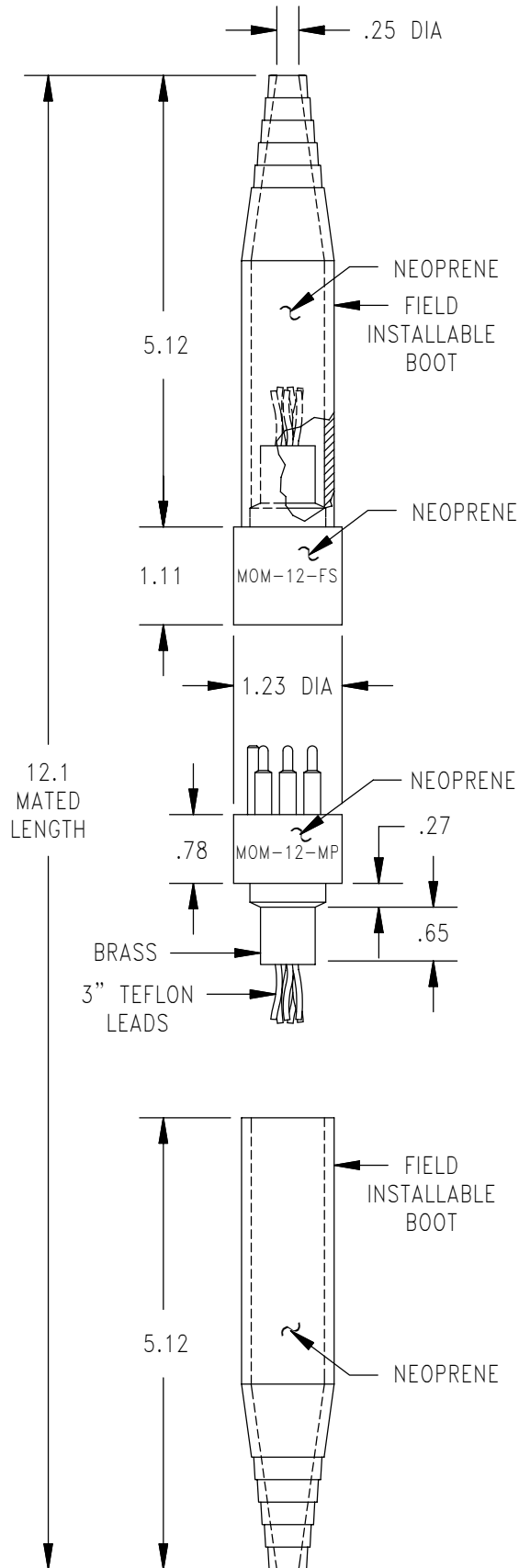


CONTACT  
CONFIGURATION  
(MP FACE VIEW)

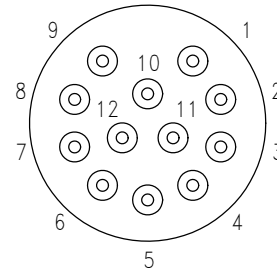


MOUNTING TORQUE FOR MBH-FS/MP	not to exceed 100 in lbs
MATED PRESSURE RATING (psi)	10,000
DUMMY PLUG FOR MBH-FS, MIL-FS, MOM-FS	MDC-*--MP
DUMMY PLUG FOR MBH-MP, MIL-MP, MOM-MP	MDC-*--FS
NOTE: Delrin locking sleeves available (DLSA-M or F). * Specify number of contacts. * Dummy plugs found on page 65 97	

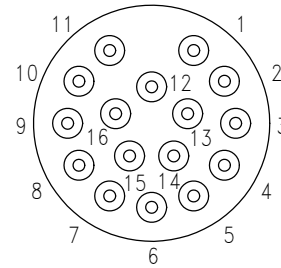




CONTACT  
CONFIGURATION  
(MP FACE VIEW)



12 CONTACT

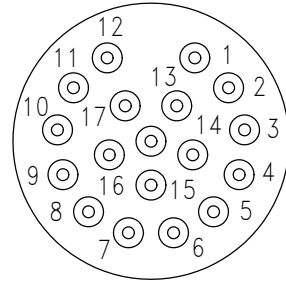


16 CONTACT  
(MOM NOT AVAILABLE)

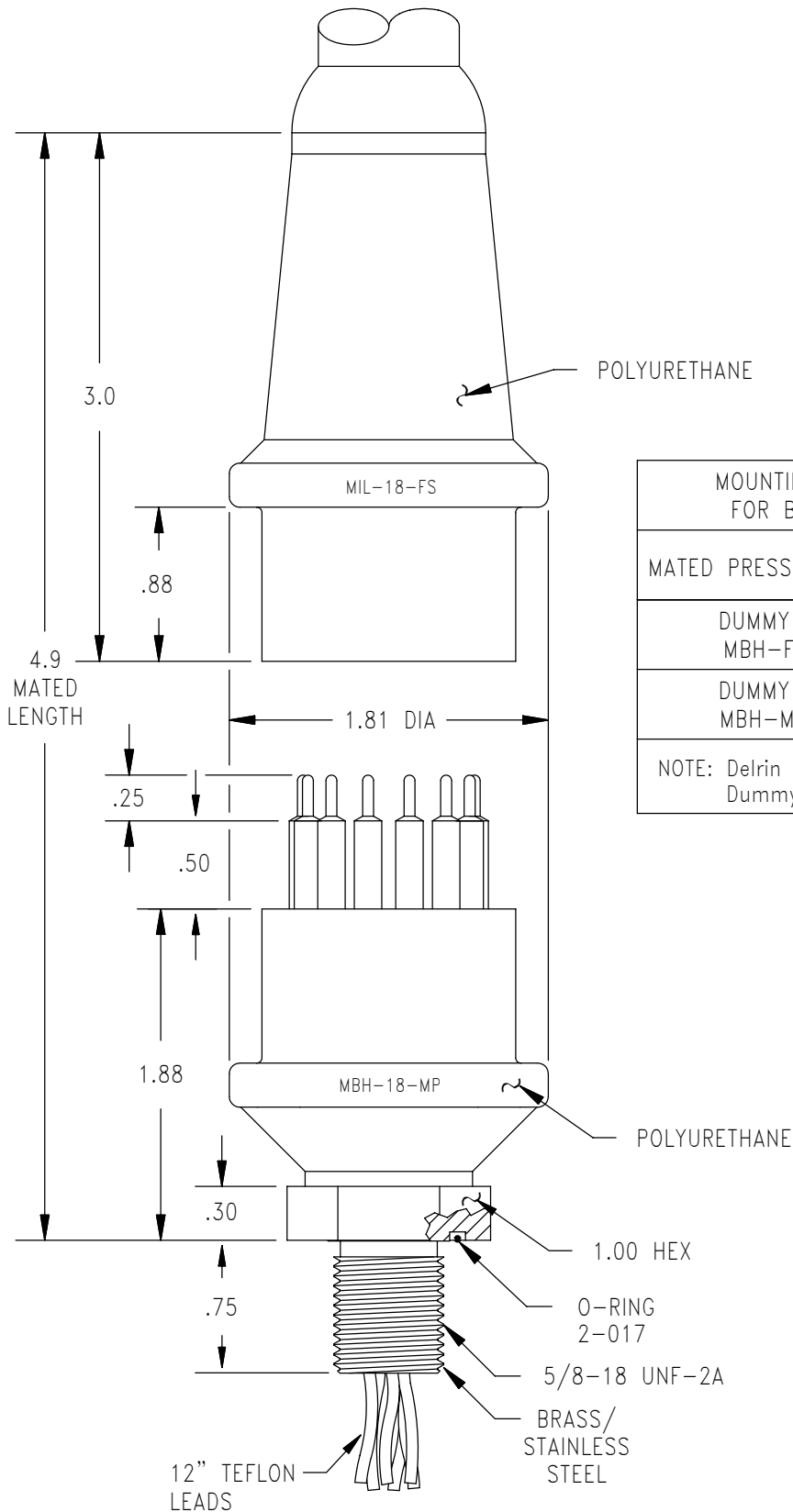
MOUNTING TORQUE FOR MBH-FS/MP	not to exceed 100 in lbs
MATED PRESSURE RATING (psi)	10,000
DUMMY PLUG FOR MBH-FS, MIL-FS, MOM-FS	MDC-*-MP
DUMMY PLUG FOR MBH-MP, MIL-MP, MOM-MP	MDC-*-FS

NOTE: Delrin locking sleeves available (DLSB-M or F).  
 \* Specify number of contacts.  
 \* Dummy plugs found on page 65 97

CONTACT  
CONFIGURATION  
(MP FACE VIEW)



18 CONTACT



MOUNTING TORQUE FOR BH-FS/MP	not to exceed 100 in lbs
MATED PRESSURE RATING (psi)	10,000
DUMMY PLUG FOR MBH-FS, MIL-FS	MDC-18-MP
DUMMY PLUG FOR MBH-MP, MIL-MP	MDC-18-FS
NOTE: Delrin locking sleeve available (DLSD-M or F). Dummy plugs found on page 65 98	

