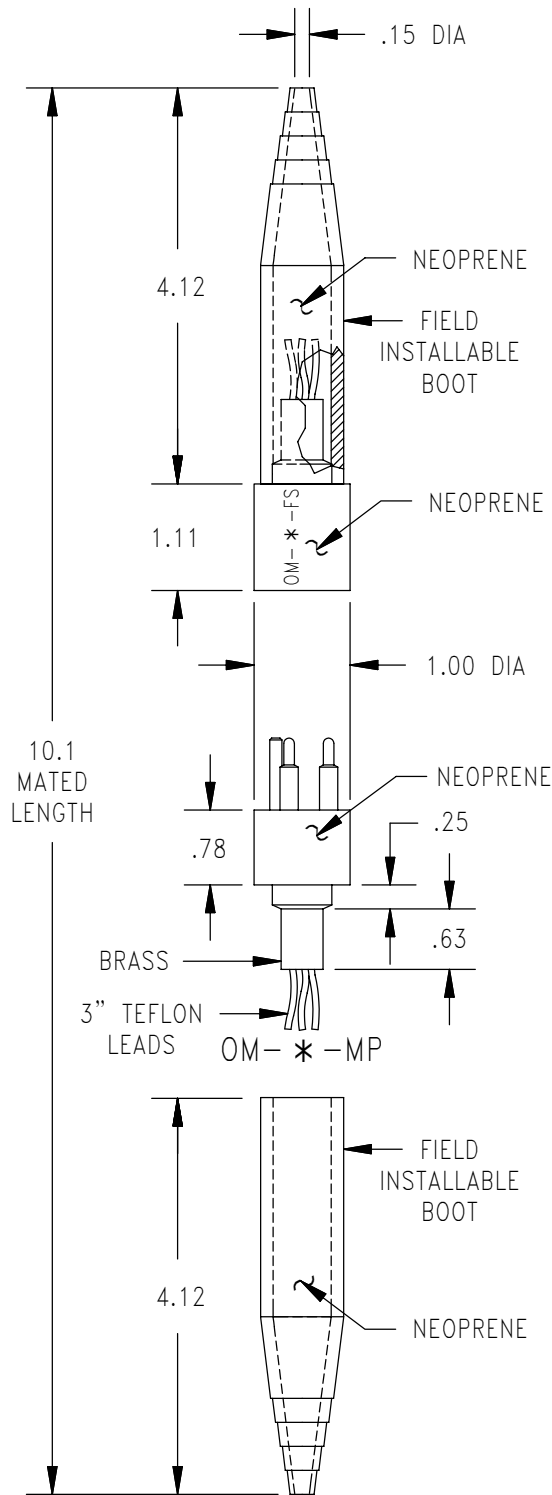
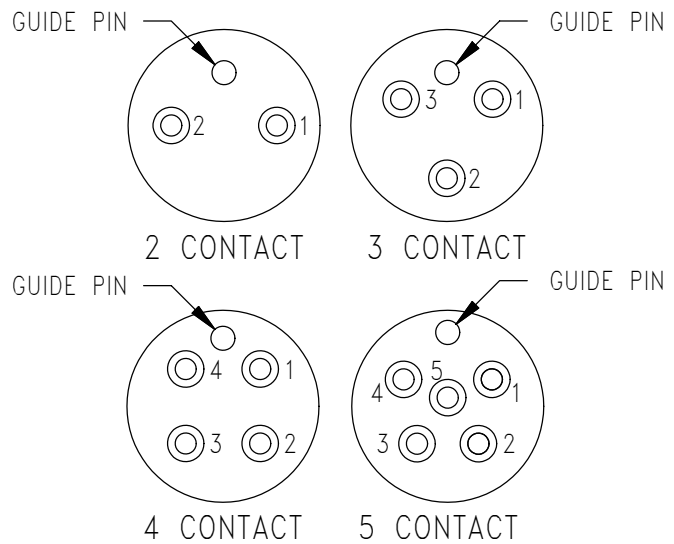
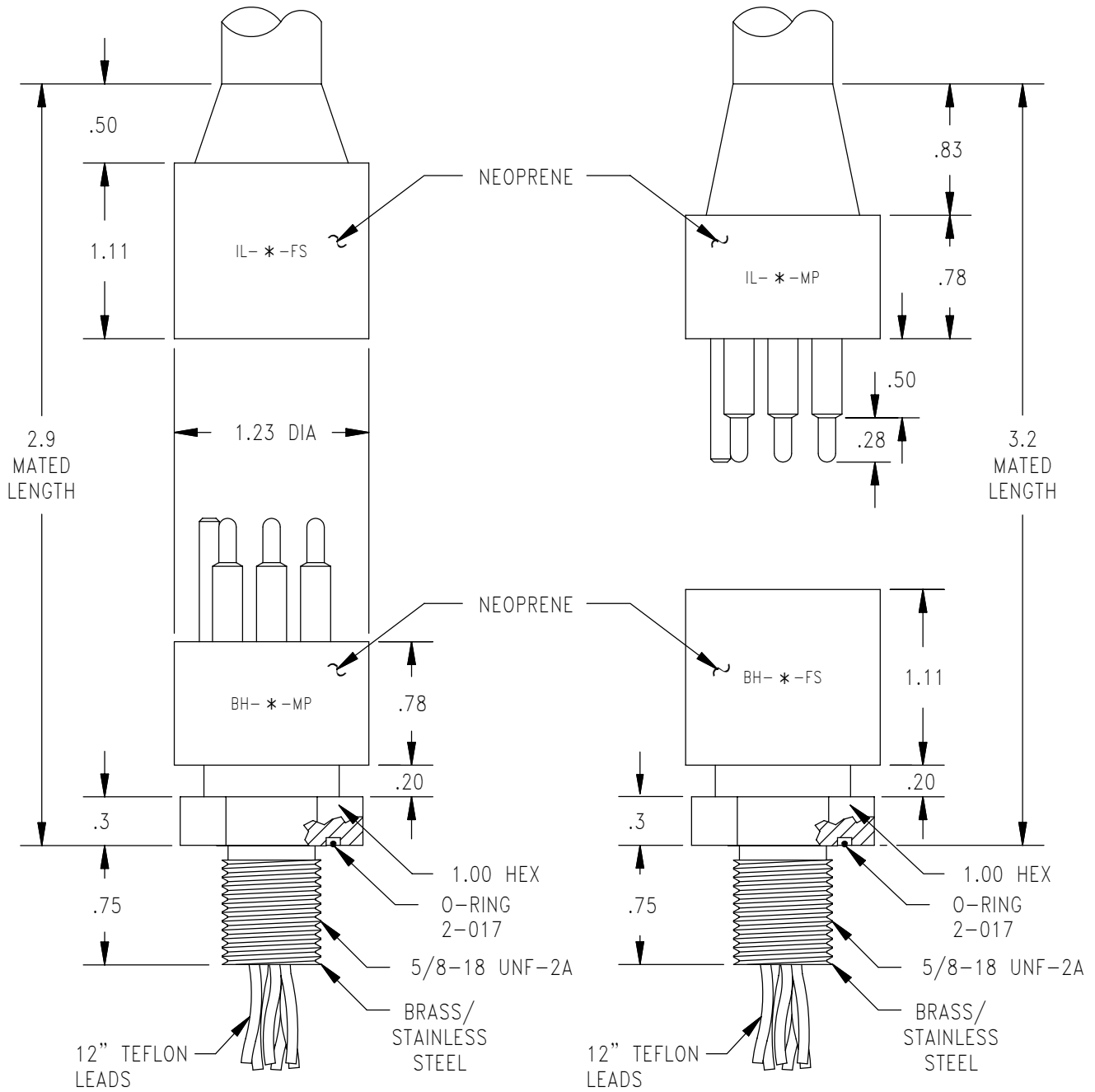

DESCRIPTION AND MATERIAL	<ul style="list-style-type: none">•Molded neoprene, some types available in polyurethane.•Two to twelve contacts, 12 AWG. (LPIL/LPBH-12 has 16 AWG. contacts.)•Up to 750 VDC.•Up to 10,000 PSI.•Bulkhead connector design open face pressure rated to 5,000 PSI.•Contacts gold plated per MIL-G-45204.
CABLE	<ul style="list-style-type: none">•Connectors in this series are molded on a standard 24" length of 16 AWG SO cable. IL-5, IL-12, LPIL-5 are molded on a standard 24" length of 18 AWG SO cable. LPIL-12 is molded on a standard 24" length of 20 AWG cable.•Custom lengths and cable types are available on request.•Bulkhead connectors have 12" teflon leads, Type E per MIL 16878/4 18 AWG.
USES	<ul style="list-style-type: none">•Light to heavy duty applications.•Hazardous environments.
GUIDELINES	<ul style="list-style-type: none">•All mounting surfaces require a 32 finish.•Lubricate mating surfaces with 3M Silicone Spray or equivalent, DO NOT grease! Connectors must be lubricated on a regular basis.•Lubricate o-rings with Dow Corning #111 Valve Lubricant or equivalent.•Align index pin prior to mating.•Avoid nicks and cuts around contacts as these are the sealing surfaces.•Elastomers can be seriously degraded if exposed to direct sunlight or high ozone levels for extended periods of time.•Do not over tighten bulkhead nuts.•Do not pull on cable to disconnect.•Avoid sharp bends at cable entry to connector.
ORDERING INFORMATION	<ul style="list-style-type: none">•Locking sleeves are optional, specify when ordering.•Bulkhead connectors do not come with nuts and washers. If required, please specify when ordering.•OM connectors do not come with overmolding boots. If required, please specify when ordering.
NOTE	<ul style="list-style-type: none">•For Mini Low Profile see Technical Bulletin 65 80•For Micro Mini Profile see Technical Bulletin 65 109

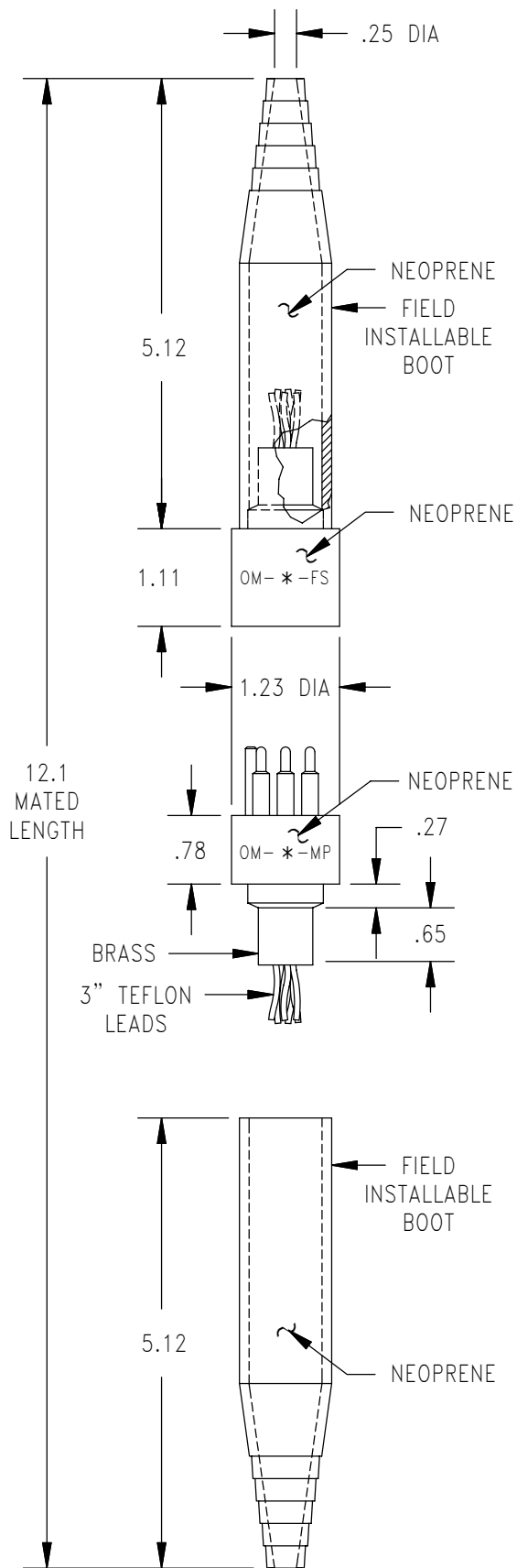


CONTACT
CONFIGURATION
(MP FACE VIEWS)

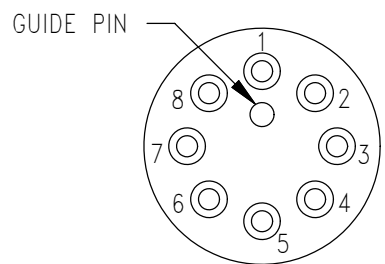
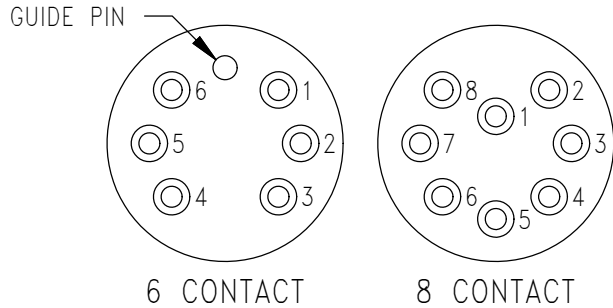


MOUNTING TORQUE FOR BH-FS/MP	not to exceed 100 in lbs
MATED PRESSURE RATING (psi)	10,000
DUMMY PLUG FOR BH-FS, IL-FS, OM-FS	DC- * -MP
DUMMY PLUG FOR BH-MP, IL-MP, OM-MP	DC- * -FS
NOTE: Delrin locking sleeves available (DLSA-M or F).	
* Specify number of contacts.	
* Dummy Plugs found on page 65 32.	

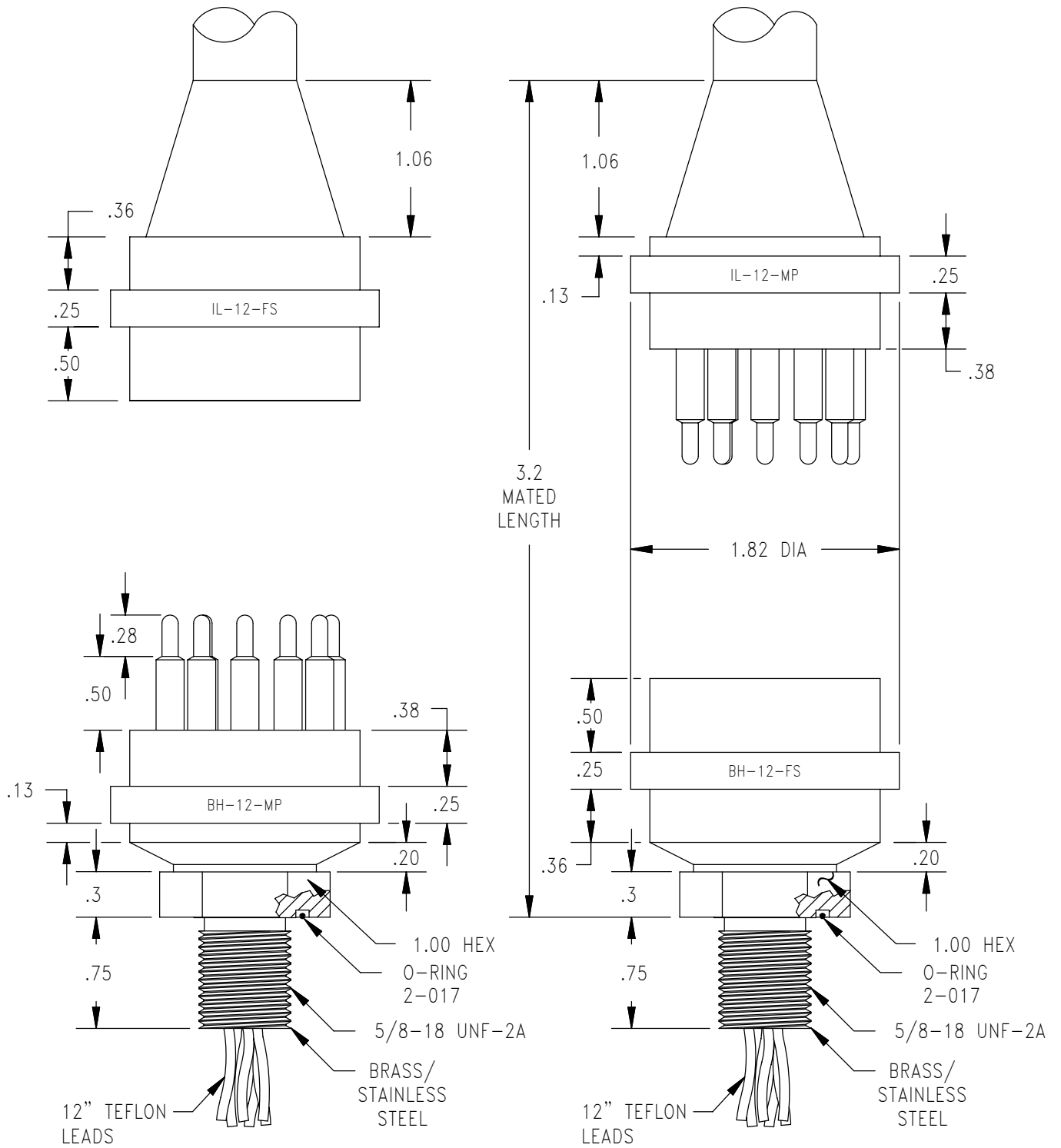


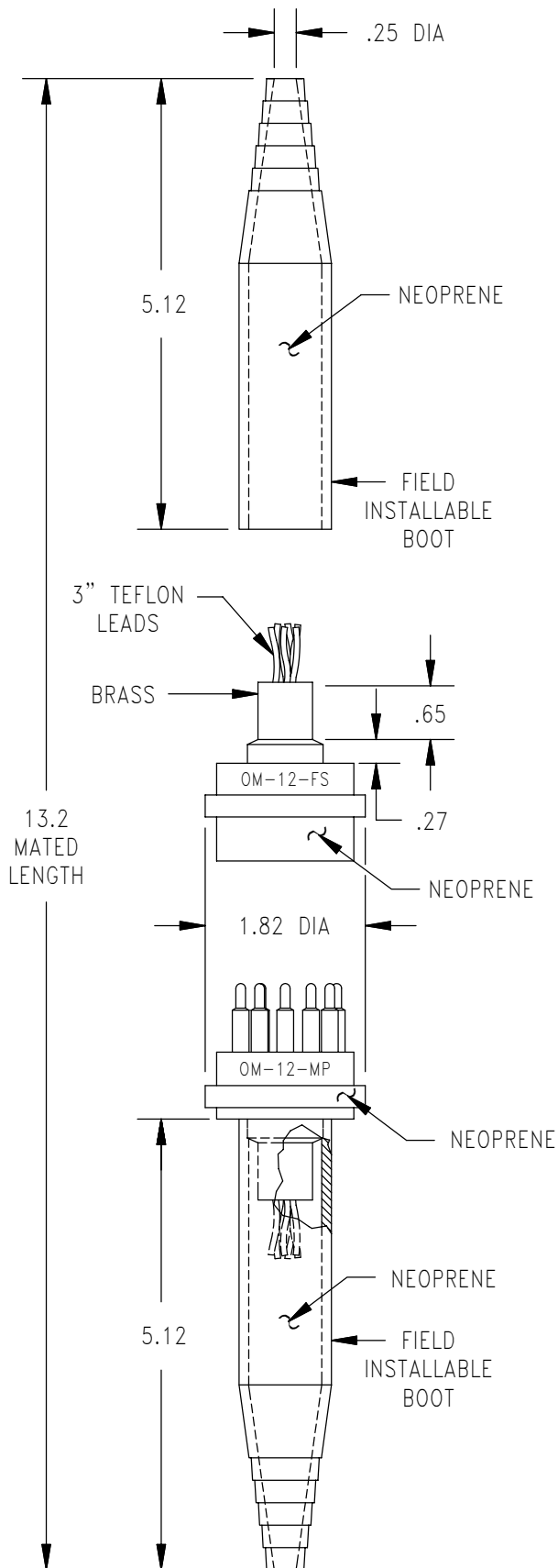


CONTACT
CONFIGURATION
(MP FACE VIEWS)

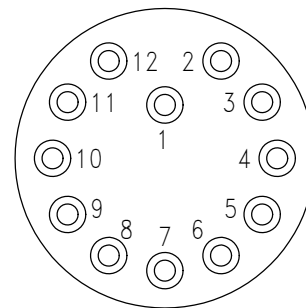


MOUNTING TORQUE FOR BH-FS/MP	not to exceed 100 in lbs
MATED PRESSURE RATING (psi)	10,000
DUMMY PLUG FOR BH-FS, IL-FS, OM-FS	DC- * -MP
DUMMY PLUG FOR BH-MP, IL-MP, OM-MP	DC- * -FS
NOTE: Delrin locking sleeves available (DLSB-M or F).	
* Specify number of contacts.	
* Dummy Plugs found on page 65 32.	





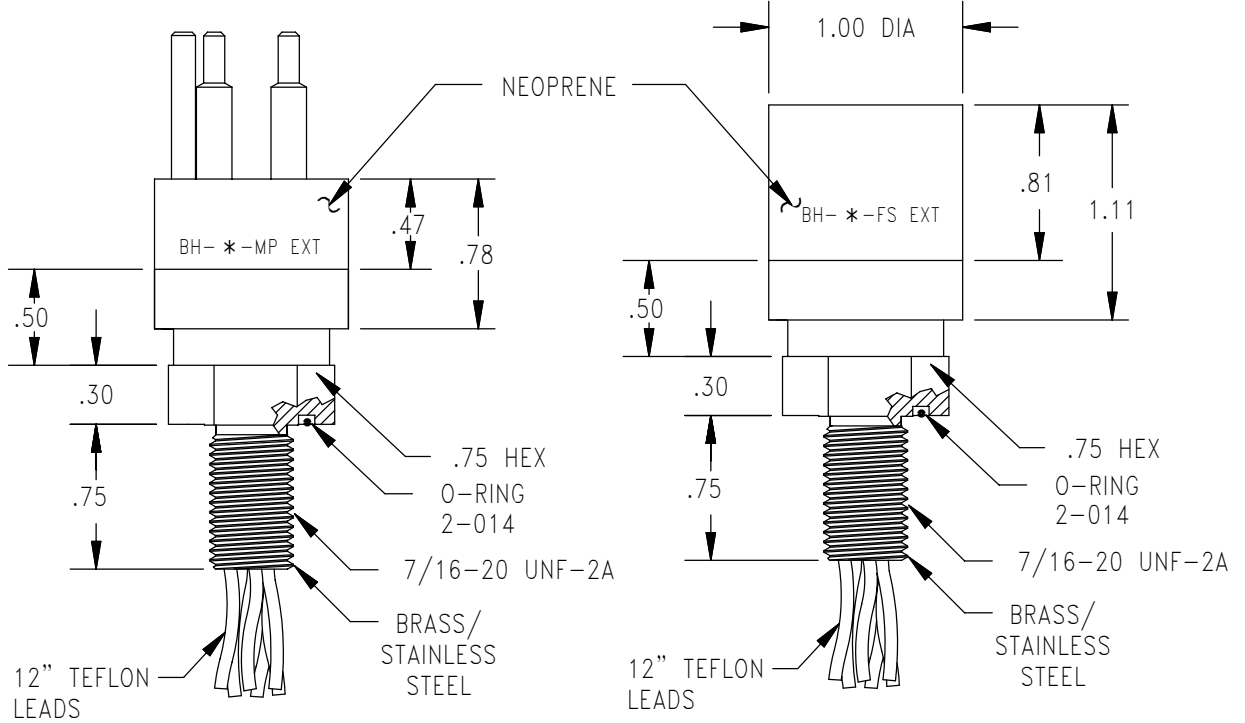
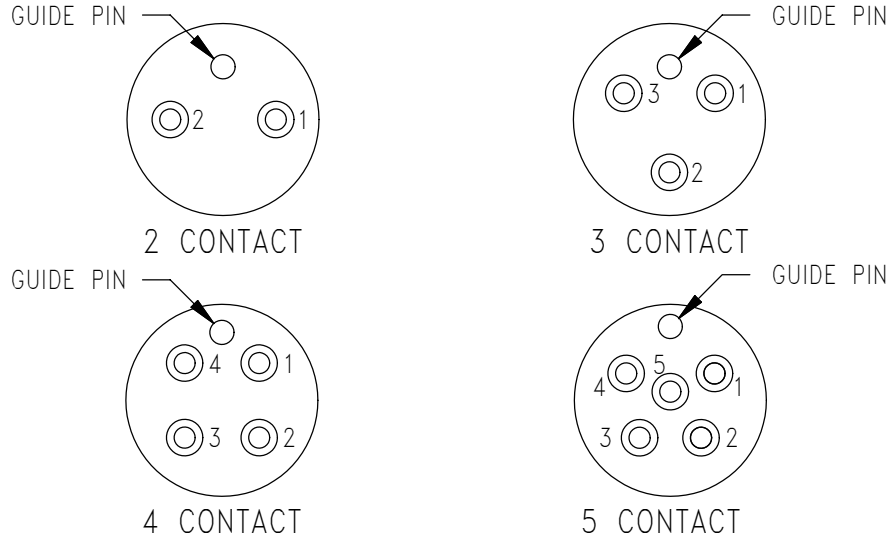
CONTACT
CONFIGURATION
(MP FACE VIEW)



12 CONTACT

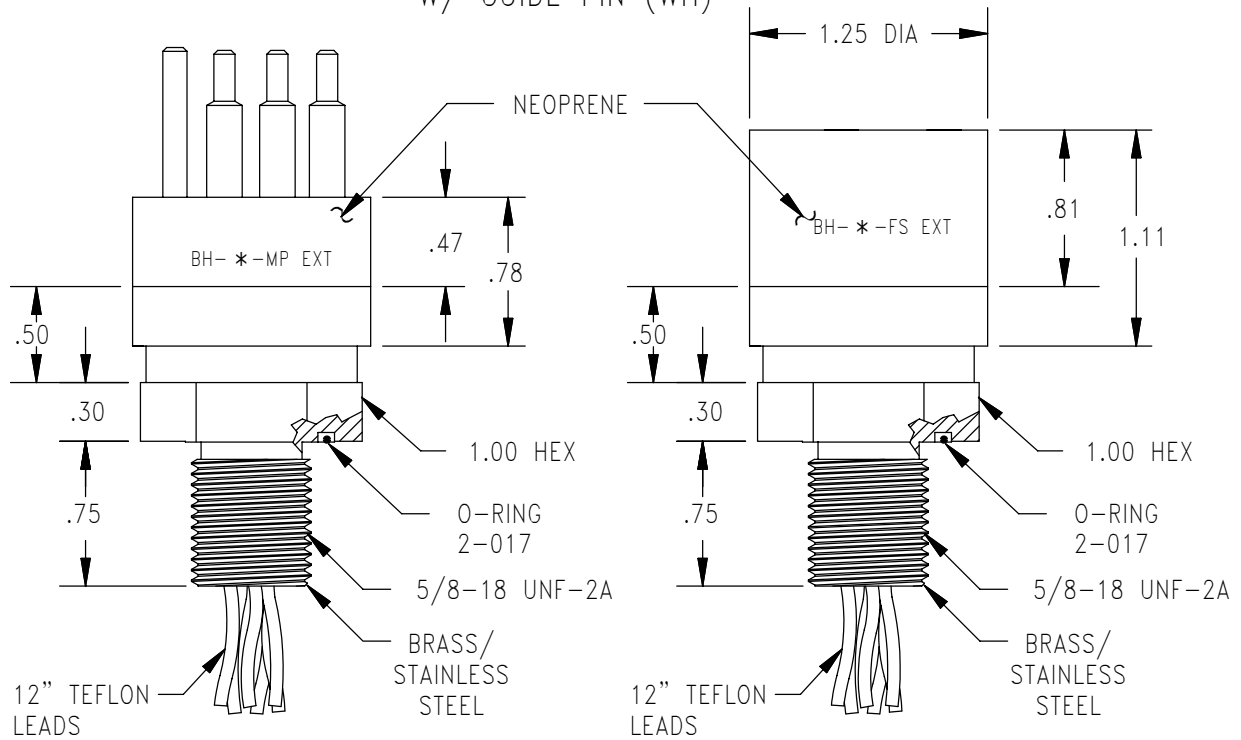
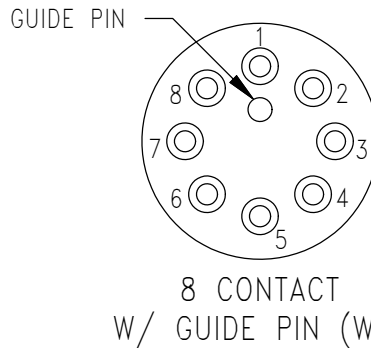
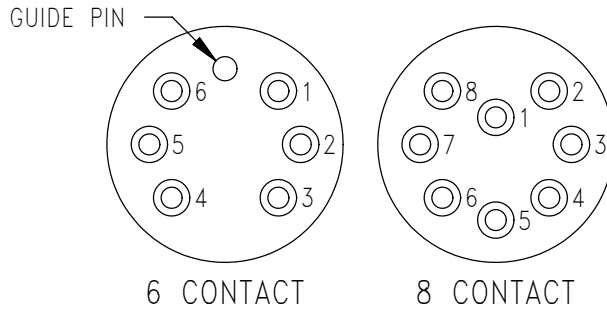
MOUNTING TORQUE FOR BH-FS/MP	not to exceed 100 in lbs
MATED PRESSURE RATING (psi)	10,000
DUMMY PLUG FOR BH-FS, IL-FS, OM-FS	DC-12-MP
DUMMY PLUG FOR BH-MP, IL-MP, OM-MP	DC-12-FS
NOTE: Delrin locking sleeve available (DLSC-M or F). * Dummy Plugs found on page 65 33.	

CONTACT
CONFIGURATION
(MP FACE VIEWS)



NOTE: For mating connectors see page 65 10
 For dummy connectors see page 65 32
 Delrin locking sleeves available (DLSA-M or F) see Page 65 35

CONTACT
CONFIGURATION
(MP FACE VIEWS)



NOTE: For mating connectors see page 65 20
 For dummy connectors see page 65 32
 Delrin locking sleeves available (DLSB-M or F) see Page 65 35