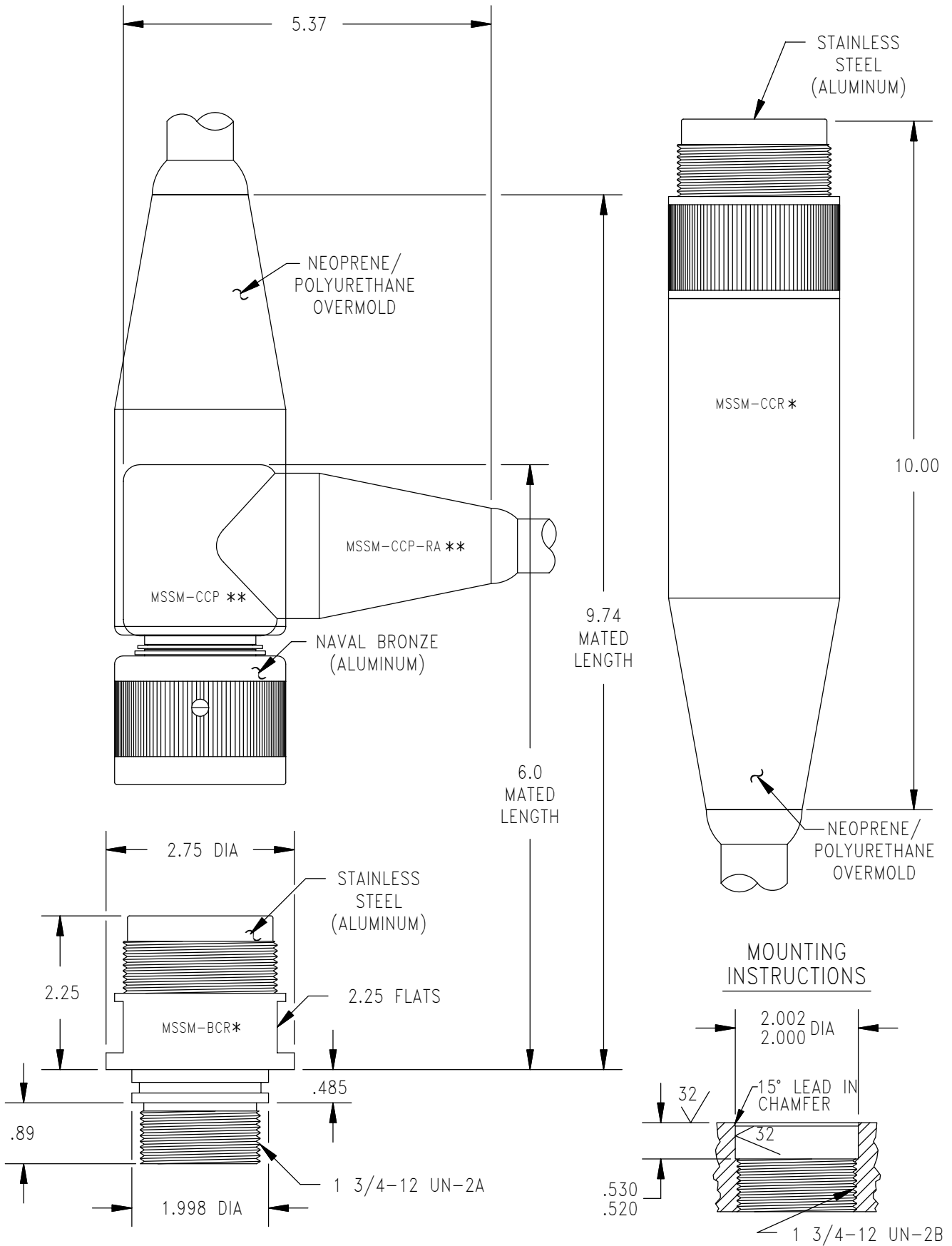
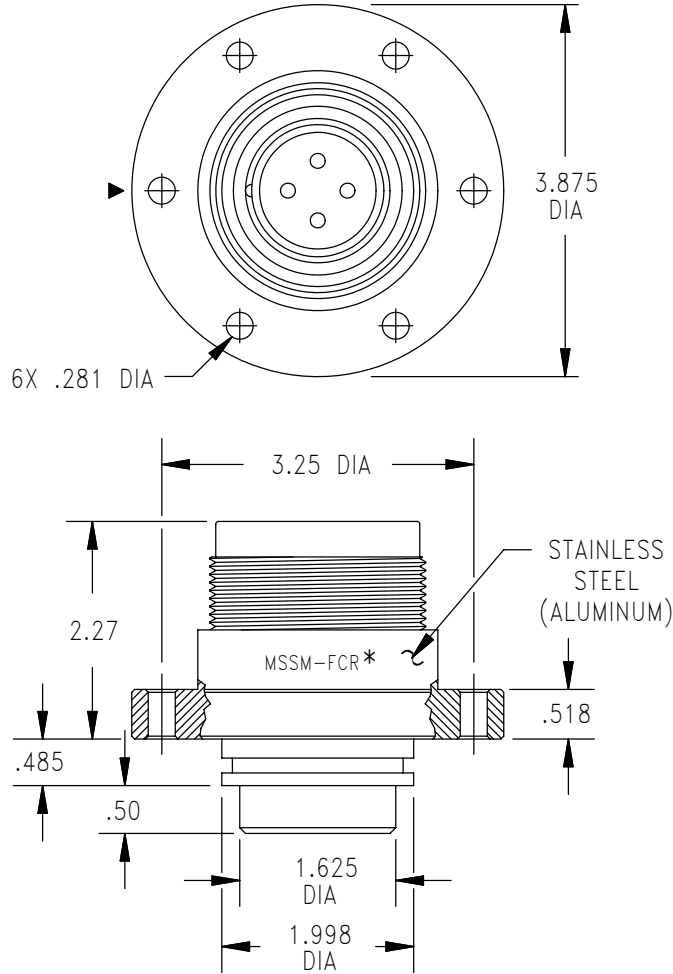
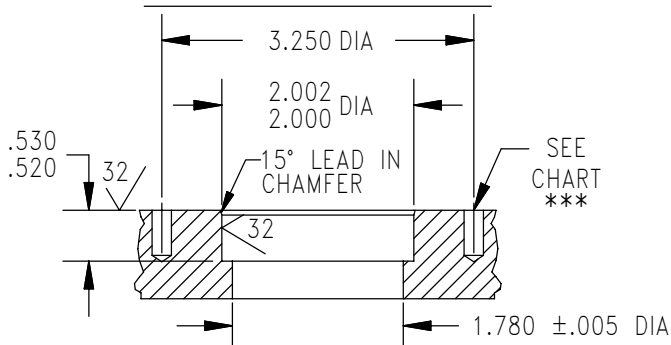

DESCRIPTION AND MATERIAL	<ul style="list-style-type: none">• 316 stainless steel passivated per QQ-P-35 Type VI with naval bronze engaging nut.• Optional material is (MSA) 6061-T6 Aluminum, hard anodized per MIL-A-8625, Type III, Class 2.• Special alloys are available upon request (contact factory).• Contains a removable glass reinforced epoxy insert (with the exception of the MSSJ/MSAJ).• One to 96 contacts.• Up to 600 VDC. Up to 5000 VDC using high voltage insert.• From 10,000 PSI to 20,000 PSI in mated condition (higher pressure rating available using special alloy metal shell; please contact factory).• Bulkhead connector design open face pressure rated to 5000 psi.• MSS-CCR/CCP connectors can be overmolded with polyurethane or neoprene.• Conductor insulation and jacket material of specified cable determines overmold material.• Contacts are gold plated per MIL-G-45204.
CABLE MATERIAL	<ul style="list-style-type: none">• Connector's amperage and voltage may be limited by the amperage and voltage ratings of the cable to which the connector is molded.• This series is not molded to cable unless specified at the time of order.
USES MATERIAL	<ul style="list-style-type: none">• Heavy duty applications.• Hazardous, rugged environment.• Power transmission.• Signal telemetry.• FCR is mounted by use of six equally spaced bolts around the flange surface.• FCR is used in place of the BCR when the use of a bulkhead nut and washer is impractical.• For all open face pressures above 5,000 PSI the BCR, FCR must be back potted (please contact the factory).• The CCR is used in a variety of rugged environments where cable to cable termination is necessary.
GUIDELINES MATERIAL	<ul style="list-style-type: none">• Mounting torque should not exceed 200 in lbs. for this series.• All mounting surfaces require a 32 finish.• Align indexes.• Keep o-ring grooves clean.• Avoid o-ring cuts and nicks.• Lubricate o-rings with Dow Corning #111 Valve Lubricant or equivalent.• Replace o-rings when re-using connectors.• Avoid contact with noxious solvents.• Elastomers can be seriously degraded if exposed to direct sunlight or high ozone levels for extended periods of time.





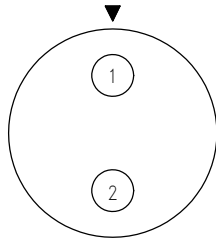
MOUNTING INSTRUCTIONS



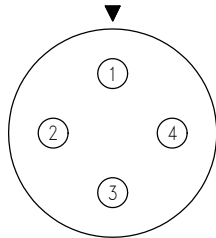
MOUNTING TORQUE FOR MSSM, MSAM-BCR	not to exceed 200 in lbs	MATED PRESSURE RATING (psi)	20,000
DUMMY PLUG FOR MSSM-BCR/FCR/CCR	MSSM-SCP	DUMMY PLUG FOR MSSM-CCP	MSSM-SCR
DUMMY PLUG FOR MSAM-BCR/FCR/CCR	MSAM-SCP	DUMMY PLUG FOR MSAM-CCP	MSAM-SCR

NOTE: Delrin protective caps available upon request.
 * See Technical Bulletin 45 71 for internal assembly and hardware specifications.
 ** See Technical Bulletin 45 72 for internal assembly and hardware specifications.
 *** Blind tapped hole not to penetrate bulkhead, minimum full thread depth 2 times bolt diameter.

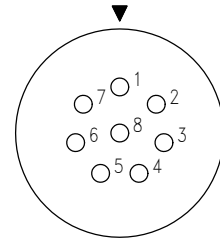
CONTACT
CONFIGURATION
(BCR FACE VIEWS)



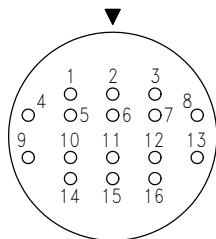
2#6 *
1500VDC



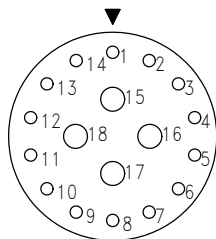
4#8 *
1500VDC



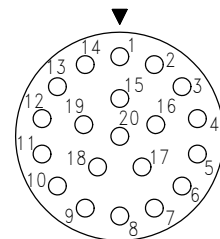
8#14
600VDC



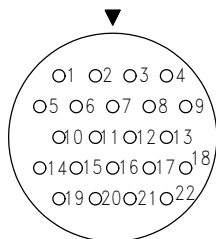
16#16
600VDC



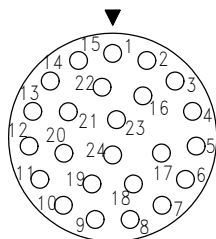
4#10
14#16
600VDC



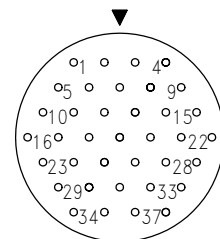
20#14
600VDC



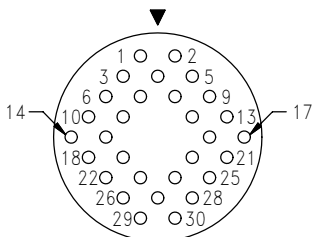
22#16
600VDC



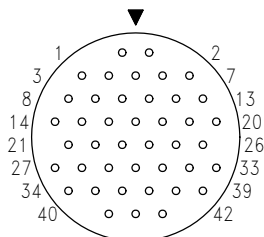
24#14
600VDC



37#20
600VDC



30#16
600VDC



42#20
600VDC

* Also available in high voltage.
(3000VDC)